



**Induo AB**  
**08-659 43 00**  
 info@induowireless.com  
 www.induowireless.com  
 Rökörigatan 19 · 121 63 Johanneshov

DEVELOPER KIT  
 (Info [Click here](#))

**DM1800-434MR-PAH**  
**DM1800-434MR-PBH**

**433.92 MHz Transceiver Modules**



- *Packaged Network Routers for Horizontal Mounting*
- *Compatible with RFM miniMESH™ Network Protocol*
- *3 V, Very Low Current Operation*
- *Ready-to-Use OEM Module*

The DM1800-434MR-PAH and DM1800-434MR-PBH are 434.92 MHz packaged router modules designed for indoor horizontal mounting. The modules are part of the DM1800 family of RF transceivers. The DM1800 family is designed for adding wireless mesh connectivity to a wide range of monitoring and control systems. These modules are also compatible with RFM miniMESH™ network protocol, which provides add-on “plug-and-play” multicast mesh network routing. Radio communications range in an “open field” environment is typically 200 meters/hop. The modules combine RFM’s very low current ASH radio technology with low power microcontroller technology to achieve long battery life. The DM1800-434MR-PAH and DM1800-434MR-PBH contain a DM1800-434MR router. The DM1800-434MR is certified for operation under ETSI I-ETS 300 220.

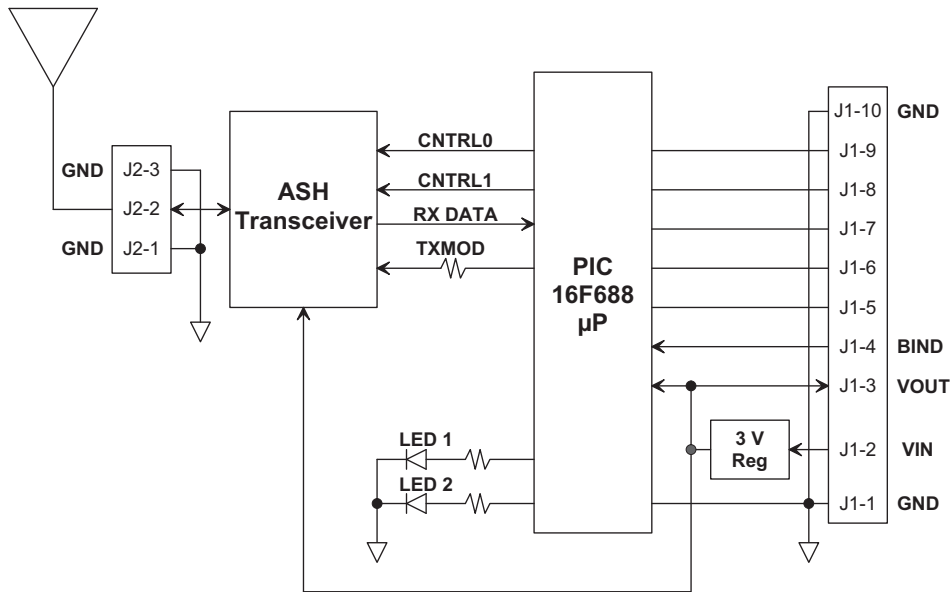
**Absolute Maximum Ratings**

Rating	Value	Units
All Input/Output Pins Except VIN	-0.3 to +3.3	V
Non-Operating Ambient Temperature Range	-40 to +70	°C

**Electrical Characteristics**

Characteristic	Sym	Notes	Minimum	Typical	Maximum	Units
Operating Frequency	f <sub>o</sub>		433.72		434.12	MHz
Modulation Type				OOK		
RF Encoded Data Transmission Rate				4.8		kb/s
Average Receiver Input Current, No External Power Supply Load	I <sub>R</sub>			4		mA
Receiver Input Signal for 10 <sup>-3</sup> BER, 25 °C				-100		dBm
Peak Transmitter Input Current, No External Power Supply Load	I <sub>TP</sub>				13.5	mA
Peak Transmitter Output Power	P <sub>O</sub>			1		mW
Bind Input Logic High			2.4			V
Bind Input Logic Low					.45	V
Average Sleep Input Current, No External Power Supply Load	I <sub>SA</sub>			90		µA
Power Supply Input Voltage Range	VIN		2.6		10	V
Regulated Power Supply Output Voltage, VIN 3.1 to 10 V	VOU <sub>T</sub>			3.0		Vdc
Regulated Power Supply Voltage Ripple					10	mV <sub>P-P</sub>
Operating Temperature Range			0		70	°C
Relative Humidity Range, Non-Condensing	RH		10		90	%

## DM1800-434MR-PAH and DM1800-434MR-PBH Block Diagram



**Figure 1**

### Theory of Operation

The DM1800-434MR-PAV and DM1800-434MR-PBV are packaged versions of the DM1800-434MR router. The major components in these modules include an RFM TR3000 ASH transceiver and a Microchip PIC16F688 microcontroller. The TR3000 operates on a frequency of 433.92 MHz, at a nominal output power of 1 mW. The DM1800-434MR includes two LEDs that indicate the module's operating mode.

The DM1800-434MR firmware is based on RFM miniMESH network protocol, which utilizes time-synchronized redundant routing to provide robust, deterministic packet delivery through a network with up to 7 routers. Network configuration and maintenance features are built into the miniMESH protocol, simplifying commissioning and operating logistics. The firmware also includes several sleep cycling methods for extended battery life operation.

Please refer to the *DM1800 User's Guide* and the *AN1800 series Application Notes* for installation and application programming information. See the RFM web site at [www.RFM.com](http://www.RFM.com).

The DM1800-434MR-PAV includes a wall plug transformer power supply.

The DM1800-434MR-PBV includes a battery pack power supply.

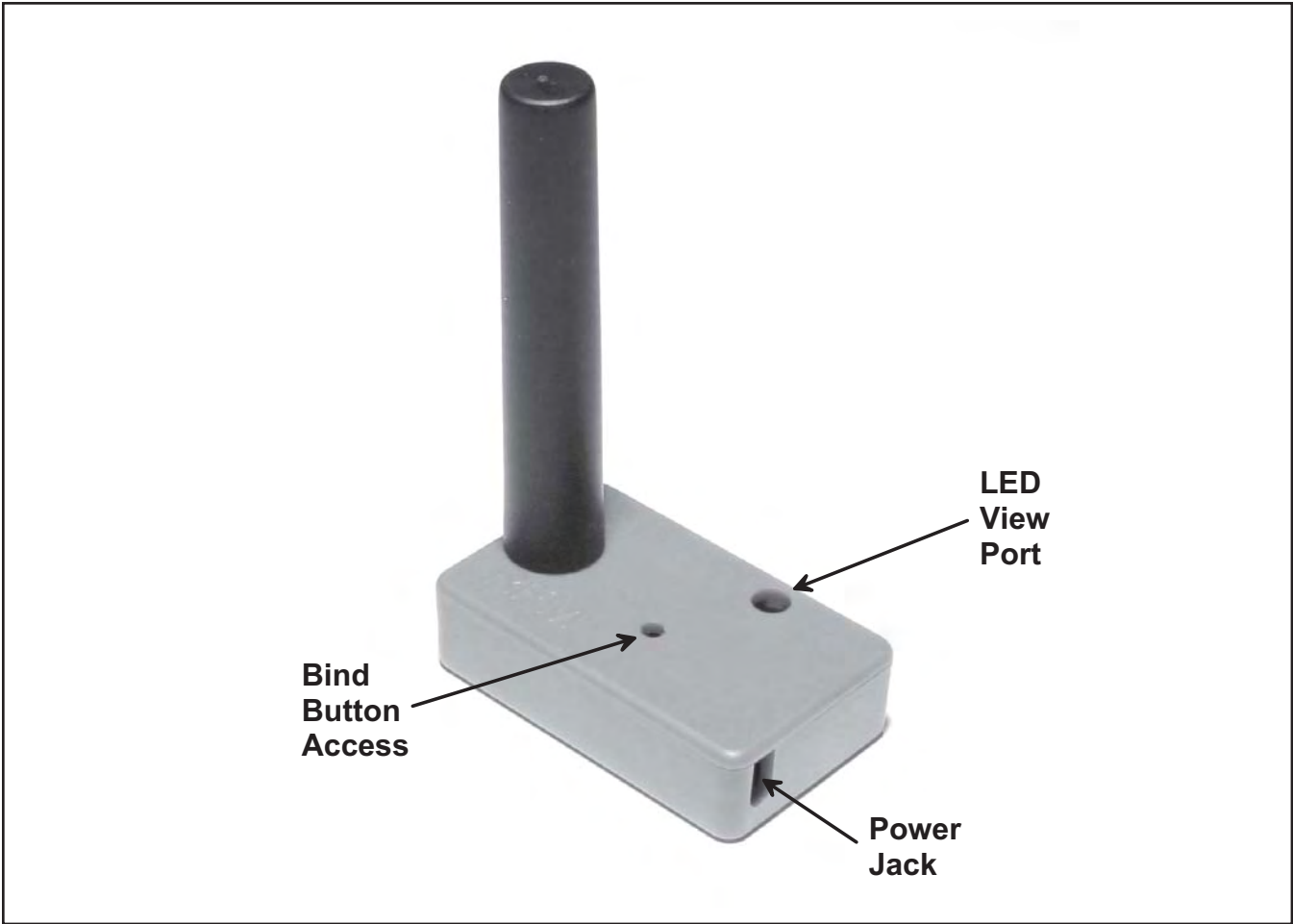


Figure 2

# DM1800-434MR-PAH and DM1800-434MR-PBH Outline Drawing

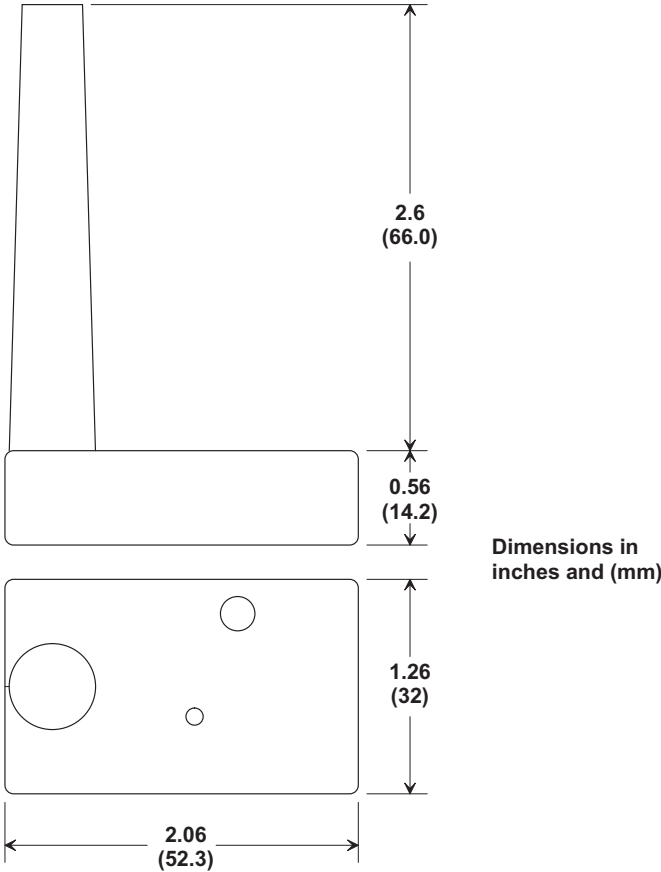


Figure 3

Note: Specifications subject to change without notice.